

Georgetown Parks and Recreation Youth Athletics

Youth Soccer Parent Handbook

Welcome to Georgetown Parks and Recreation Youth Athletics!
We are thrilled to have you be a part of our programs.

To make our Youth Athletics Leagues a success and our processes easy to understand, we have created this Handbook for your use. Please refer to this Handbook if questions arise, as this is the best resource for all parents, players and coaches.

If you have a question that is not addressed here we encourage you to ask your team's Coach, the On-site Supervisor or the Program Coordinator. Having accurate information is important to a successful season for everyone!



Directory

Program Coordinator

Riggin Anderson

Riggin.Anderson@georgetown.org

512-930-6820

Program Supervisor

J.J. Lillibridge

jj.lillibridge@georgetown.org

(512) 930-3594

Georgetown Recreation Center

1003 N Austin Ave.

Georgetown, TX 78626

parks.georgetown.org

(512) 930-3596

Monday-Friday 5:30am-9:00pm

Saturday 9:00am-9:00pm

Sunday 12:00-6:00pm

Georgetown Parks and Recreation Mission Statement

“To create an environment that provides opportunities for positive experiences and personal growth.”

Parents, volunteer-coaches, players, referees, Parks and Recreation employees all play a role. It is important that everyone involved understands the mission statement, and contributes to a supportive, positive environment.

Youth Athletics Philosophy

All Georgetown Parks and Recreation Youth Athletic Leagues are designed for development, effort, participation, understanding of rules, and fun. Youth athletic programs will not keep official scores and standings throughout the season.

Parent Guidelines

The Georgetown Parks and Recreation Department prides itself on offering quality athletic programs to players of all skill levels. In order to make sure you and your athlete get the most out of your time with Georgetown Youth Athletics, here are a few tips to help make this an enjoyable experience for everyone.

1. Let the Coaches coach; avoid instructing your child or other players from the sidelines.
2. Never get into a public confrontation with another parent, the officials or the coaches.
3. Please contact the Onsite Supervisor or the Program Coordinator immediately if conflict arises.
4. Get your kids to practices/games on time.
5. Cheer for the entire team, not just your child.
6. Win or lose, when the game ends set a good example for your child by thanking the officials, coaches, teammates and opposing teams for their efforts.

Coaching

All Coaches in our Youth Athletic Leagues are volunteers, and these programs would not be possible without their help. Coaching is about so much more than the skills needed to play a sport - their energy, effort, support and generosity is what the kids notice and ultimately determines whether or not they have a positive experience.

Georgetown Parks and Recreation encourages all parents to consider coaching a Youth Athletic team. Experience in the sport is not necessary, but a great attitude is essential.

We sincerely thank you for all that you do!

End of Season Survey

At the end of each youth athletics season we encourage all parents of participants to complete the survey that will be sent by email. The information received is diligently reviewed and used to make improvements to our program. Thank you for your feedback and we look forward to your responses and the impact they will have on our programs.

Refunds

You may withdraw your child from a Youth Athletics League for any reason at least two weeks before the first game for a full refund. After that deadline, the Georgetown Parks and Recreation Department will keep 20% as an Administrative Fee, while the rest of your child's original Registration Fee will be refunded according to how many weeks remain (prorated.)

About the Georgetown Recreation Center

We are very proud of our facilities, and hope you enjoy them and visit us often! While you are welcome to use the restrooms in the Recreation Center, there are bathrooms much closer to the fields, just beside the Creative Playscape.

The Recreation Center offers many activities, and everyone must have a valid membership or purchase a day visit in order to use the facility. Participation in youth athletics does not give access to the rest of the building.

The safety of all our clients is our top priority. Please keep your children with you and under supervision at all times.

Additional Parking

Other clients will be using the Recreation Center while Youth Athletics Leagues are taking place, and the parking lots can become quite crowded. Additional parking can be found throughout San Gabriel Park: along Chamber Way, in the grass lot between the San Gabriel Football Field and the old arena, along Morrow Street, behind the Show Barn and behind the Community Center.

Parking is never permitted on Austin Avenue or FM 971.

Snacks and Celebrations

Snack time after the game and end-of-season celebrations are great opportunities for your families engage socially and build friendships. Weather permitting, please gather outside near the Soccer Fields or find a covered picnic table in San Gabriel Park. If the weather is poor, teams may be permitted to gather in outdoor pavilion of the Teen/Senior Center (dependent on Recreation Center programs / events.)

Youth Soccer Rules

UNIFORMS

- Players must wear team shirt and close-toed athletic shoes. Cleats are recommended but not required.
- No earrings (new piercings must be covered), necklaces, or any other type of jewelry allowed for participants during game play.
- Shin guards and high socks that cover the shin guards are required.

ASK, TELL, AND REMOVE

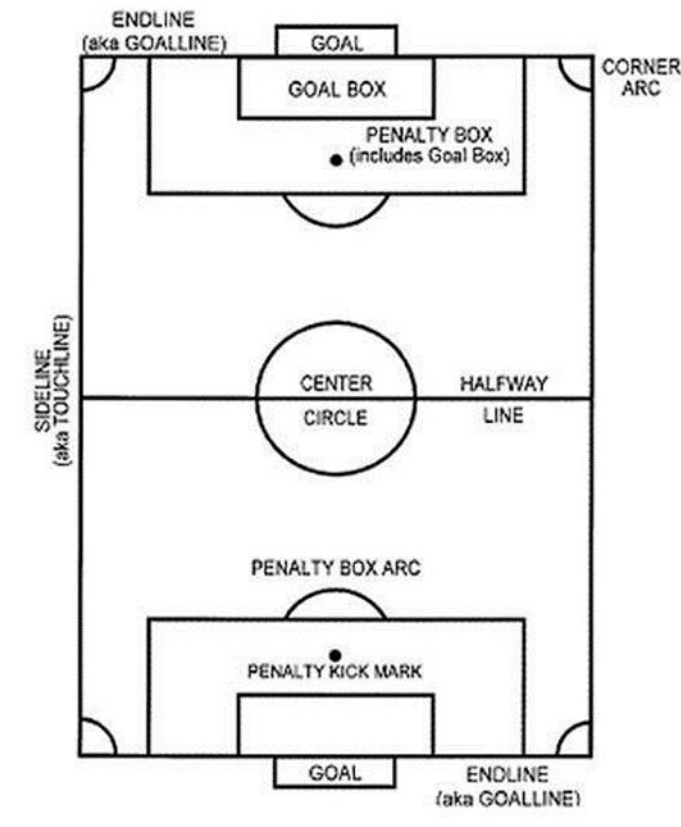
All officials are required to follow this process when dealing with inappropriate or dangerous conduct by coaches, players or parents.

1. ASK and warn the person to stop
2. TELL the person to stop
3. REMOVE the person immediately

If the person refuses to leave, the match will be immediately terminated. If an individual is expelled, the referee must include detailed information about the incidents in the match report.

| Division | Ball Size | Game Duration | Number of Players | Goal Keeper | Field Size | Offside | Referee |
|-----------------------------|-----------|------------------------|-------------------|-------------|------------|---------|---------|
| 3 to 4 Yrs (Co-Ed) | 3 | (4) 8-minute Quarters | 5v5 | No | 19x25 yds | No | No |
| 5 to 6 Yrs (Girls / Boys) | 3 | (4) 8-minute Quarters | 6v6 | Yes | 25x48 yds | No | Yes |
| 7 to 8 Yrs (Girls / Boys) | 3 | (4) 10-minute Quarters | 6v6 | Yes | 25x48 yds | No | Yes |
| 9 to 10 Yrs (Girls / Boys) | 4 | (2) 20-minute Halves | 7v7 | Yes | 45x70 yds | Yes | Yes |
| 11 to 13 Yrs (Girls / Boys) | 4 | (2) 20-minute Halves | 8v8 | Yes | 45x70 yds | Yes | Yes |

Field of Play



Game Play

TOUCH LINE

- There will be a line of cones or dotted lines set up 2 yards from the touchline. All players, coaches, and parents must remain behind this line at all times.
- Spectators are not permitted in the vicinity of the goal lines during the games at any time. Any persons in violation of the Touch Line Rule will be subject to the "Ask, Tell, Remove" Rule.
- Exceptions: 3-4 and 5-6 year old division may have one coach on the field of play during the game and 7-8 year old division may have one coach on the field of play during the first 2 games only. No other coaches are allowed on the field during play for the other divisions.

START OF PLAY

- After the referee gives a signal for the kickoff, the ball is in play with it is kicked in any direction and clearly moves.

SCORING

- Ball must completely cross goal line to score.

NUMBER OF PLAYERS ON THE FIELD

- The intended outcome of our recreational youth soccer league is player development, not scores and standings that are important in more competitive leagues. Player development is maximized when playing opportunities are maximized. To that end, if one team (or both teams) shows up without enough players to field a full team, then the two head coaches will come to an agreement to loan players to the shorthanded team (wearing pennies provided by the league) in order to balance the players on the field in the best way possible. No team should have more than a one player advantage on the field at any given time.

HEADERS

- Players in the 3-4, 5-6, 7-8, and 9-10 year old divisions are not permitted to intentionally play the ball with their head in accordance with U.S. Soccer Concussion Initiative 2016. Violations will result in an indirect free kick being awarded to the other team at the spot of the incident.

OFFSIDE

- Two defenders must be between the offensive players without the ball and the goal when the ball is passed.
- Offside will be called starting in the 9-10 and 11-13 year old divisions.

FOULS AND MISCONDUCT

- Direct Free Kick awarded when:
 - Kicking, tripping, jumping at, striking, holding, or pushing an opponent
 - Violent charging
 - Charging from the rear
 - Handling the ball
- Indirect Free Kick awarded when:
 - Dangerous play
 - Intentional obstruction
 - Charging goal keeper
 - Keeper exceeds 6 seconds to release the ball
 - Intentional pass back to the keeper by a player on own team
- If a direct free kick foul is committed by a team in its own penalty area, a penalty kick is awarded to the opposing team.

FREE KICKS

- Direct: A goal can be scored directly from a direct kick.
- Indirect: Kicker cannot kick the ball a second time until another player has touched the ball. A goal cannot be scored without touching another player first.
- Opposing players must stand at least 10 yards away.
- The ball is in play when it is kicked and clearly moves.

Youth Soccer Rules - Game Play (continued)

PENALTY KICKS

- Awarded for fouls inside the penalty box.
- Everyone must be out of the penalty box except goalkeeper and the player taking the penalty kick.
- At least one of the goalkeeper's feet should be on the goal line and cannot move forward off the goal line until the ball is kicked. Lateral movement is acceptable.

THROW IN

- When ball passes totally over touch line, opponent gets the throw in.
- Proper throw in procedure: both feet on the ground, facing the field; ball must be thrown with two hands from behind and over the head. Illegal throw in results in a turnover.
- Thrower cannot play the ball until it is touched by another player.

GOAL KICK

- A goal kick is taken by the defending team when the offensive team kicks the ball over the goal line, but not into the goal. Ball is in play as soon as it is kicked and clearly moves.

CORNER KICK

- When defense sends the ball over their goal line, but not into the goal, offense gets a corner kick.
- Ball is placed on the arc in the corner of the field nearest to where the ball crossed the goal line.
- Ball must be touched by another player before the kicker can kick the ball again.
- Defenders must be at least 10 yards from the ball at the time the corner kick is taken.

SLIDE TACKLES

- Slide tackles are not allowed in this league. Indirect free kick given to opposing team. If it occurs in penalty box, penalty kick is awarded.

SUBSTITUTIONS

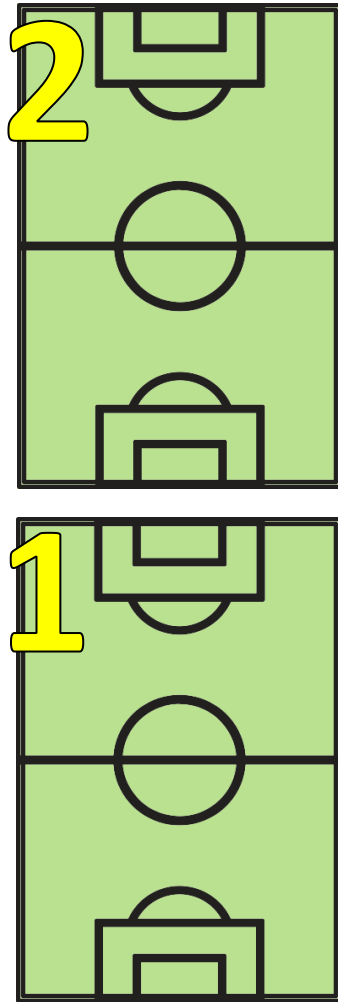
- Notify referee before making a substitution.

IN THE EVENT OF A TIE GAME

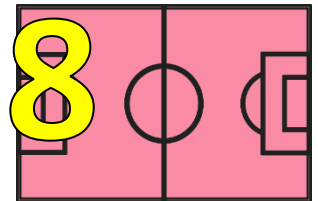
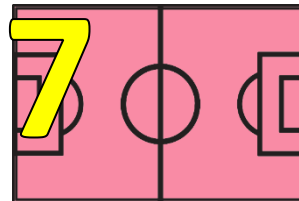
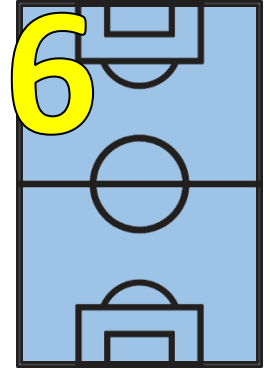
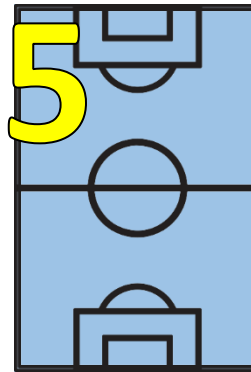
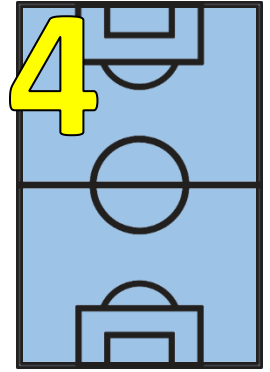
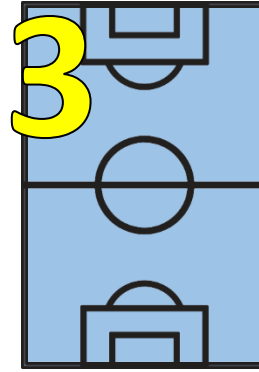
- There will be no tiebreaker and the game will officially be considered a complete game.

San Gabriel Soccer Fields

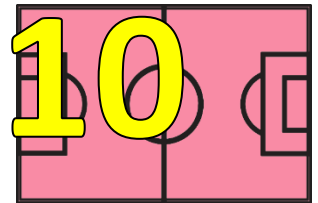
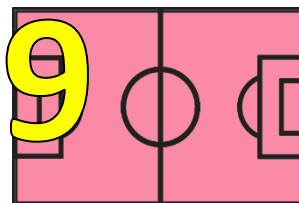
Austin Avenue



Trail



Tiny Tykes



3 to 4 year old Leagues: Tiny Tykes Field 7, 8, 9 or 10
 5 to 6 year old Leagues: Field 3, 4, 5 or 6
 7 to 8 year old Leagues: Field 3, 4, 5 or 6
 9 to 10 year old Leagues: Field 1 or 2
 11 to 13 year old Leagues: Field 1 or 2

Youth Athletic League FAQ's (All Sports)

Q: Can my child play with a particular coach?

A: We do not allow coach requests. The registered child of a volunteer coach will be placed on the parent's team. This is an effort to prevent stacked teams, and also helps participants receive instruction from a variety of coaches and make new friends each season.

Q: Can my child play with his/her friends?

A: Player requests are accepted, and we do our best to accommodate your wishes. However, we cannot guarantee specific team placements. Friend requests must be reciprocal: two children from different households that would like to play together must request one another at the time of registration.

All siblings can be placed on the same team, provided they are in the same age grouping. Please indicate this request during the registration process.

Q: What does coaching entail?

A: Coaches are volunteers, typically parents with a child playing in the league. Occasionally, an older sibling, grandparent or family friend may volunteer as well. Coaches must be able to commit to the entire season.

Each team will have one or two coaches, depending on how many adults volunteer. If there are two, it is up to them to decide how to divide duties and responsibilities.

All coaches are expected to display positive behavior and promote our overall philosophy (page 4.) In order to provide the safest environment for our participants and their families, all volunteer coaches are required to submit a background check. The authorization form will be provided when you register your child and at the Coaches Meeting. Coaches will receive a free team shirt on the day of the first game.

Q: When will my child receive his/her team shirt and participation award?

A: Coaches will receive both shirts and awards from the On-site Supervisor and will distribute them to their teams. T-shirts are handed out on the Saturday of the first game. Awards will be presented on the next-to-last Saturday.

Q: When are games and what time will they be scheduled?

A: All games are on Saturdays. Game times typically range from 8:00 am to mid-afternoon. The actual time will depend upon several things: the sport, where it is played, and the total number of participants registered.

Games will last 45–60 minutes, depending on the sport and the age of players in a particular league. For example, a 5 year old's game will be shorter than a 12 year old's.

Q: What days are practices?

A: Weekly practices are optional and will not affect a child's playing time. Each team is allowed one scheduled practice per week, and the day and time will be the same for the entire season.

Coaches will choose from the available practice times and days at the Coaches Meeting and will share this information with their teams. All practices will be visible on your child's team schedule on Teamsideline.

Youth Athletic League FAQ's (continued)

Q: Where can I park?

A: Parking is available on both the north and south sides of the Recreation Center. Additional parking is available behind the Recreation Center. From Morrow Drive, you may legally park between the football field and arena, at the Show Barn and at the Community Center, as well as throughout San Gabriel Park.

Parking is never permitted on Austin Avenue, FM 971 or River Haven Drive.

Q: If games or practices are cancelled due to inclement weather, will we make up any of those days?

A: In the event of a cancellation, an email will be sent to all participants, we also encourage all families to sign up for the Athletics Text Message Sign Up for up to date alerts regarding program cancellations and field closures.

The first two games that are cancelled due to weather will be made up. Practices will not be rescheduled.

Q: Who can I talk to if I have a question during a Saturday game or practice?

A: The On-site Supervisor or Program Coordinator will be present each Saturday.



Welcome to TeamSideline.com

Welcome

Your Team now has a great tool to help organize your Team and make the Season more fun for Staff, Parents and Players. This is a Quick Guide to tell you how to access your TeamSideline Team Site.

Why Use A Team Site?

| | |
|----------|--|
| 1 | Online Team Parent A TeamSideline Team Site is like having an Online Team Parent. Your Team Site is a vital link to the League because Practices, Schedules and Rosters can be automatically populated into each Team Site. This means everyone on each Team knows who is on the Team as well as when and where Practices and Games. Team Staff can create additional Events (Picture Day, Team Meetings, and Celebrations) that have automatic Reminder Emails sent with Attendance Polls making it much easier to manage the team and communications. |
| 2 | Communications Email distribution lists are automatically created so Roster members can easily send Communications to any or all roster members. Using Team Site communications enables all Team communications to be consolidated and accessible online anytime anywhere. |
| 3 | Family & Friends Each team member can invite family members to join the site, so now all family members with access to the internet can easily get information like game times and directions. |

Security

TeamSideline is a secure site. This means all Team data such as phone numbers and email addresses are secure and private to Team members and can only be edited by Team Staff. (Family & Friends cannot view Team personal data such as phone numbers and email addresses.)

5 Easy Steps To Be Up and Running For The Entire Season

| | |
|----------|--|
| 1 | When Team Sites are created by the League, all Roster members will receive an email inviting them to sign in to the Team Site they are associated to. |
| 2 | Click the link in the email to sign in to your League Site. When you sign in, your team(s) will appear on the left side of the page. Click the Team link. |
| 3 | After the Team link is clicked, then if you have used a Team Site then you will automatically go to your Team Site. If you have never used a TeamSideline Team Site with your email address then you will be sent a Validation Email -- click the Validation link in the email to sign in. |
| 4 | Staff members can add Team Events, add announcements, add links, team and player pictures and bios to personalize the Site. |
| 5 | All Roster members can see a consolidated Calendar with all of their Practices, Games and other Team Events, invite Family & Friends to see the Site, and send communications to individual staff members or the entire team. |